




CERACOAT GUN COATING



CERACOAT has developed a gun coating product, which is technically completely different from the products, currently available on the market. All products from CERACOAT are state of the art and are produced in Switzerland and Germany.

CERACOAT gun coating: Customers are the retail trade for hunting and sporting guns, weapons and ammunition manufacturers as well as agencies such as police and military.

1. CERACOAT gun coating

General description :

CERACOAT gun coating is not a traditional gun oil, it actually replaces any kind of oil on the gun. This product is a coating, based on liquid high- performance ceramics (no silicone & PTFE). Gun Coating is used as a care product with many advantages, but also as a technical tool such as in support of the sliding properties and to prevent corrosion. Specifically to rifles, CERACOAT gun coating has the advantage that it is abrasion-resistant and cannot flow down as a result of gravity. CERACOAT gun coating is dry on the surface and can not be wiped off by hand. If the gun barrel covers by hand, the perspiration does not penetrate the coating and thus prevents corrosion .

CERACOAT gun coating on steel is a silky-matte finish and is colorless and odorless. Even older weapons have again a beautiful, intense look. CERACOAT gun coating can be applied on nearly all surfaces such as steel, wood (painted), rubber, plastic and cast iron. The direct application to gold and silver ornaments is also always possible.

CERACOAT gun coating: Available in 100 ml pump spray and drums (5, 20, 100, liters)

Corrosion protection, „Oilshot“, Temperature Resistance

CERACOAT gun coating has some technical advantages. At low temperatures it is not gummy and the use of firearms to -40 ° C without any problems is possible. Tests in Russia have brought good results even at -50 ° C. The product is further heat-resistant up to +750 ° C and has very good

sliding properties, although it is dry on the surface. At the surfaces, CERACOAT gun coating has the further advantage that it is not evaporating by shooting continuously a few hundred shots.

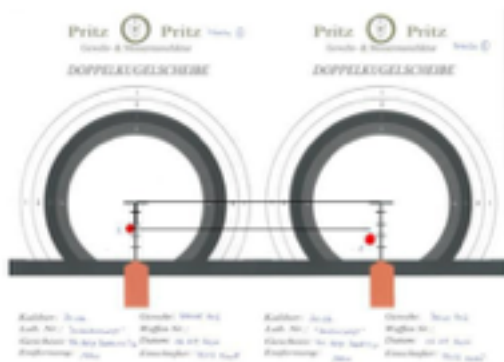
The sticking of moving parts and the slowing down of the gun carriage during permanent fire is prevented effectively. After shooting, CERACOAT gun coating provides the advantage that guns and rifles can be cleaned much easier. Powder residue in the barrel do not mix with CERACOAT gun coating - such as for oil - and therefore can easily be wiped out of the bore.

One example of a corrosion test : Metal plates, sandblasted on the date of manufacture and treatment with various products (left) and after 30 days (right)



1=CERACOAT gun coating, 2=Gunex, 3=Remington, 4=Ballistol, 5=Liqui Moly Guntec, 6=Motorex Guncare , 7=Steel ST37 8=Brunox, 9=Neoval, 10=WD40

Used in the rifle barrel, CERACOAT gun coating has the advantage that it prevents the so-called "oil shot". Barrels must not be cleaned after the winter break, because they are already dry. Oil treated barrels tend the first shot at a high shot. This effect is not being happened in barrels, which are treated with CERACOAT gun coating. This is shown by several tests, done by producers and users of guns.



Test „Oil shot“

Left: Shot from untreated barrel

Right: First shot out of treated barrel

Result: Hits are identical (especially in height)

With CERACOAT gun coating, tests also were performed on trigger weights. This shows that the triggers moves finer and easier than in the

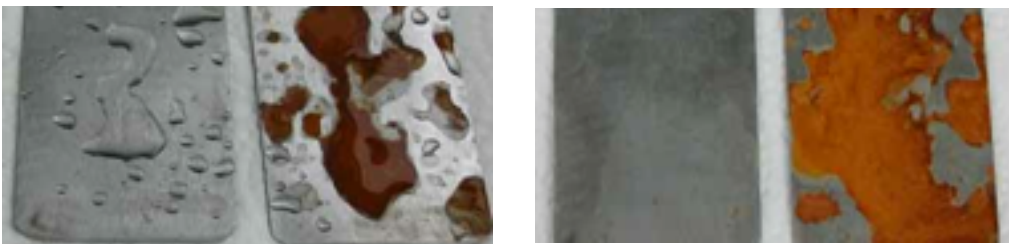
untreated state. On hunting rifles, we have determined, that the trigger weight decreases approximately 100g-140g. Triggers of pistols, which were set prior to approximately 2.300g, had after coating approximately 2.000g, that is a reduction of approximately 300g. For shooters, this has the advantage that the triggers can be adjusted more finely. With the liquid product in the 100ml pump spray it is possible, to point the product exactly on the place needed, even in small quantities and on very small parts. Furthermore, the coating reduces hard metallic noise from rifles and increases the sliding properties of action bolts. Significant benefits could be recognized at Blaser R8 and Merkel Helix, but also on others.

CERACOAT gun coating has also established itself in the sport shooting scene very well. In the Biathlon scene, CERACOAT gun coating is already distributed through a distributor to some national teams. CERACOAT gun coating is effective in biathlon, especially through the good sliding properties at very low temperatures. Furthermore, the good corrosion protection and good preservative properties of sporting arms during transport is particularly advantageous.




Pictures : Shooting tests in the cold chamber of Anschütz company at -30°C

Another Simple corrosion test: (after 1 week - after 3 weeks) (ceracoated - non treated)



Application:

CERACOAT gun coating will be applied on the cleaned weapon. Metal parts should be degreased before application, so that the ceramic particles can adhere directly on the steel. Spray **CERACOAT gun coating** thin on the surface and distribute the product with a microfiber-towel so that a fine wet film comes into being. After that, **CERACOAT gun coating** dries from itself within 30min. After 2 hours it will be fully hardened. In case of using CERACOAT gun coating into the barrel, the barrel must be absolutely clean. Apply the **CERACOAT gun coating** with a cotton-plug and move the cleaning rod several times forward and backwards. For care-treatment of guns use the pump spray. For smaller parts and to reduce the trigger weight, you can apply some drops.



Ceracoat Industries - A member of Ceracoat International Group - Flawilerstrasse 31 - CH-9500 WIL - Switzerland - www.ceracoat.me - info@ceracoat.me